

Scaled data based on original data using
LM-79-08 Approved Method: Electrical and Photometric Measurements of Solid-
State Lighting Products

Test Report Prepared for
Cooper Lighting Solutions
(formerly Eaton)

Brand: STREETWORKS

Report Number: P382965

Luminaire Tested: **GAN-SA3B-735-U-AFL-HSS**

Issue Date: 3/3/2020

Test Information

Test Method: LM-79-08
Report Number: P382965
TEST IS SCALED FROM IESNA LM-79-08 TEST DATA (G2-1903-205-30)
Test Lab: INNOVATION CENTER
Issue Date: 3/3/2020
Manufacturer: COOPER LIGHTING SOLUTIONS (FORMERLY EATON)
Product Line: STREETWORKS
Catalog Number: GAN-SA3B-735-U-AFL-HSS
Description: GALLEON AREA AND ROADWAY LUMINAIRE
(3) 70 CRI, 3500K, 800mA LIGHTSQUARES WITH 16 LEDS EACH AND AUTOMOTIVE
FRONTLINE OPTICS WITH HOUSE SIDE SHIELD
Light Source: -
Ballast/Driver: ELECTRONIC DRIVER

Summary

Lumens per Lamp: N/A
Luminaire Lumens: 13304.4 lumens
Efficiency: N/A
Efficacy: 107.3 lumens/watt
Luminous Opening: Rectangular (W 1' x L: 1' x H: 0')
IES Classification: Type II - Short
BUG Rating: B1 - U0 - G2

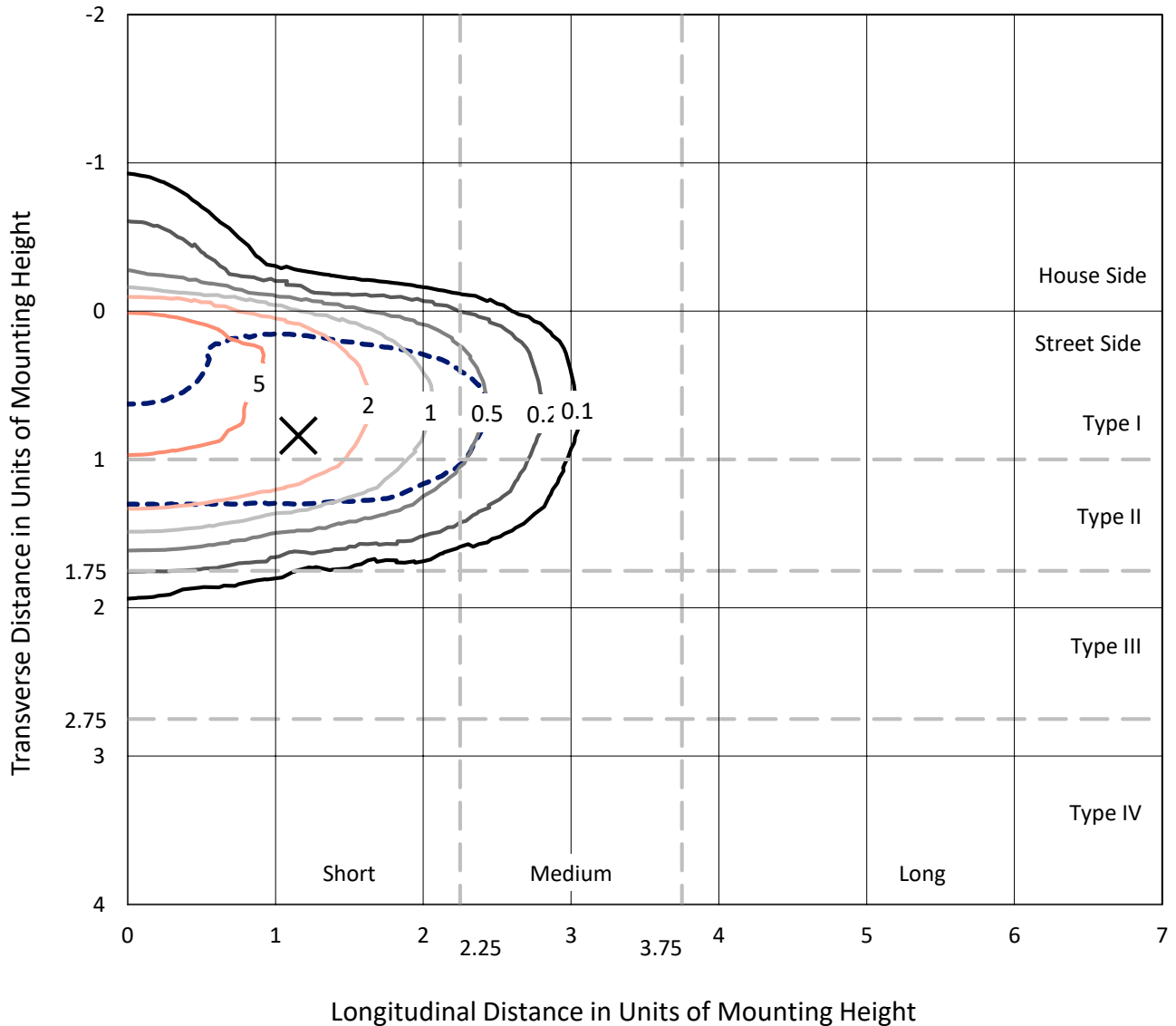
Input Watts (W): 124
Input Voltage (V): NR
Input Current (Ain): NR
Voltage Rise (V): NR
Power Factor: NR
Total Harmonic Distortion (THDi): NR
Frequency (hertz): 60
Stabilization Time: NR
Operation Time: NR
Ambient Temperature (°C): NR
Test Distance: 24 FT



REPORT NUMBER: P382965
 CATALOG NUMBER: GAN-SA3B-735-U-AFL-HSS

Iso-Footcandle Lines of Horizontal Illumination

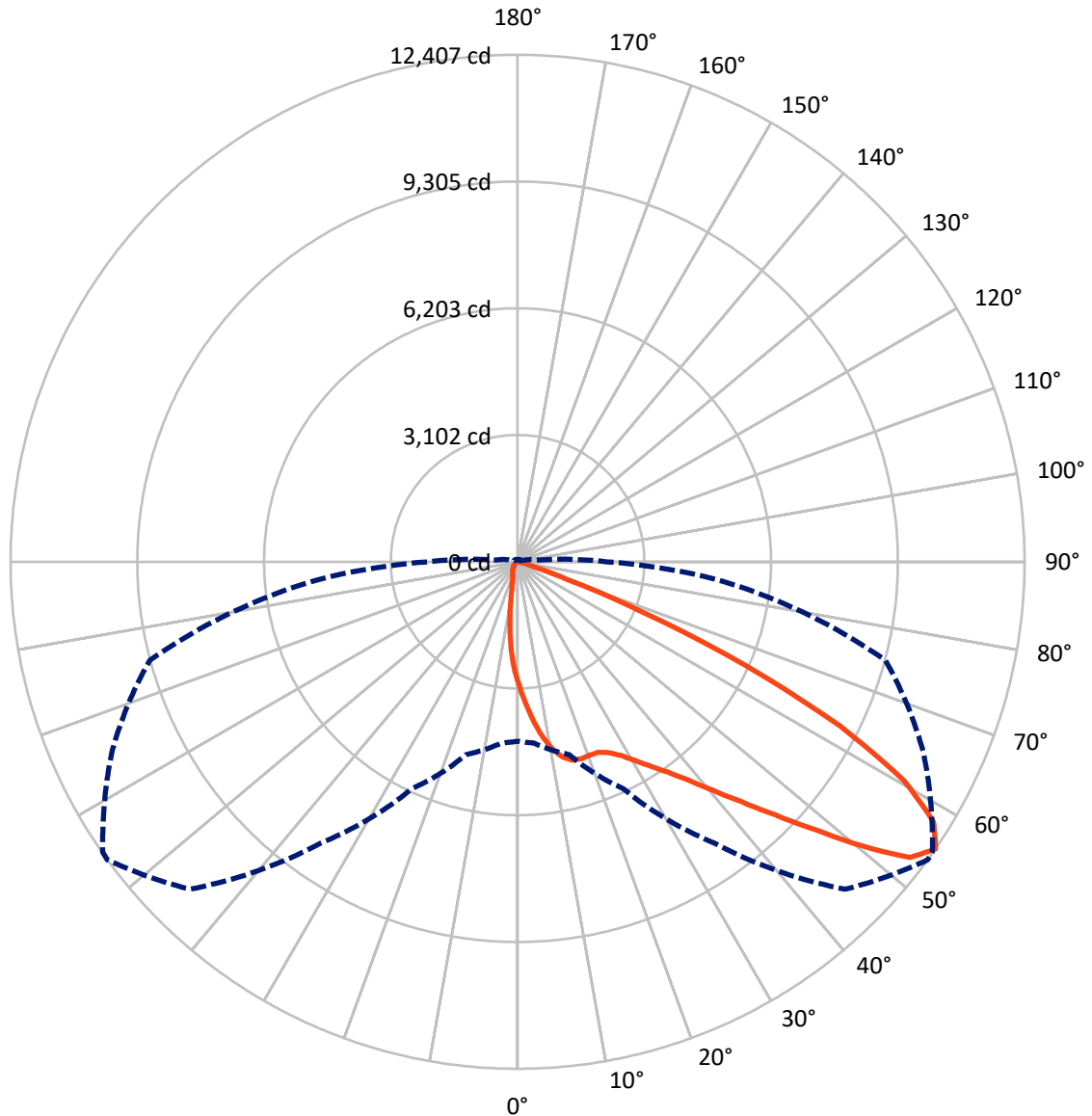
✕ Max cd
 - - - 1/2 Max cd



Based on 25 foot mounting height. Maximum calculated value = 7.3 fc
 Type II - Short - N/A

REPORT NUMBER: P382965
CATALOG NUMBER: GAN-SA3B-735-U-AFL-HSS

Luminous Intensity Polar Plot



— Vertical Plane Through 54-Deg Lateral - - - Horizontal Cone Through 55-Deg Vertical

REPORT NUMBER: P382965
 CATALOG NUMBER: GAN-SA3B-735-U-AFL-HSS

FLUX DISTRIBUTION:

		Downward	Upward	Total
House Side	Lumens	663.8	0.0	663.8
	% Fixture	5.0	0.0	5.0
Street Side	Lumens	12640.6	0.0	12640.6
	% Fixture	95.0	0.0	95.0
Total	Lumens	13304.4	0.0	13304.4
	% Fixture	100.0	0.0	100.0

ZONAL LUMENS:

Zone	Lumens	% Fixture
0°-10°	274.4	2.1
10°-20°	752.5	5.7
20°-30°	1284.8	9.7
30°-40°	2061.9	15.5
40°-50°	3294.9	24.8
50°-60°	3530.6	26.5
60°-70°	1812.7	13.6
70°-80°	274.6	2.1
80°-90°	17.9	0.1
90°-100°	0.0	0.0
100°-110°	0.0	0.0
110°-120°	0.0	0.0
120°-130°	0.0	0.0
130°-140°	0.0	0.0
140°-150°	0.0	0.0
150°-160°	0.0	0.0
160°-170°	0.0	0.0
170°-180°	0.0	0.0
0°-90°	13304.4	100.0
0°-180°	13304.4	100.0

Coefficient of Utilization

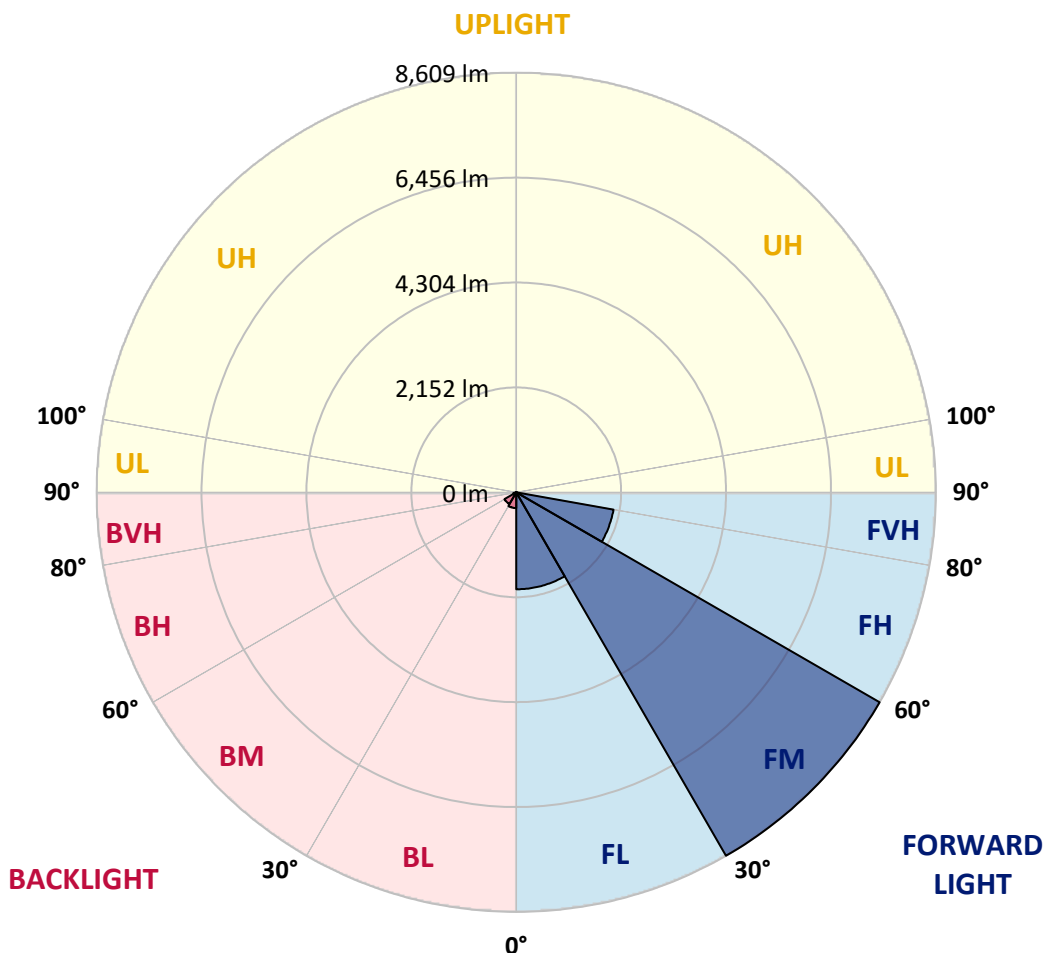


REPORT NUMBER: P382965
 CATALOG NUMBER: GAN-SA3B-735-U-AFL-HSS

LUMINAIRE CLASSIFICATION SYSTEM LUMEN TABLE AND BUG RATING:

Zone	Lumens	% Fixture	Zone Rating/Lumen Limit		
			B	U	G
FL (0°-30°)	1988.8	14.9			
FM (30°-60°)	8608.5	64.7			
FH (60°-80°)	2026.1	15.2			G2/5000
FVH (80°-90°)	17.2	0.1			G1/100
BL (0°-30°)	323.0	2.4	B1/500		
BM (30°-60°)	278.9	2.1	B1/1000		
BH (60°-80°)	61.2	0.5	B0/110		G0/110
BVH (80°-90°)	0.7	0.0			G0/10
UL (90°-100°)	0.0	0.0		U0/0	
UH (100°-180°)	0.0	0.0		U0/0	

BUG Rating: B1-U0-G2
 Type II Short





REPORT NUMBER: P382965

CATALOG NUMBER: GAN-SA3B-735-U-AFL-HSS

CANDELA DISTRIBUTION (FULL):

	0°	5°	15°	25°	35°	45°	54°	55°	65°	75°	85°
0°	2979.6	2979.6	2979.6	2979.6	2979.6	2979.6	2979.6	2979.6	2979.6	2979.6	2979.6
2.5°	3739.2	3683.4	3685.2	3660.0	3567.5	3495.0	3419.7	3401.9	3284.7	3161.8	3043.5
5°	4385.5	4344.8	4335.0	4286.1	4157.5	4021.3	3875.3	3841.5	3612.3	3360.6	3113.0
7.5°	4717.6	4718.3	4710.2	4692.4	4612.0	4479.8	4301.7	4266.1	3954.0	3576.6	3185.3
10°	4621.1	4643.0	4687.8	4747.0	4808.5	4791.8	4657.9	4625.8	4286.8	3805.3	3265.7
12.5°	4395.9	4398.8	4448.8	4545.9	4722.9	4904.4	4906.7	4895.7	4604.5	4044.3	3354.2
15°	4283.9	4294.8	4313.2	4375.9	4543.6	4834.3	5042.3	5057.8	4895.7	4298.3	3448.5
17.5°	4357.4	4373.0	4357.4	4364.9	4462.0	4723.4	5065.8	5105.5	5150.3	4549.3	3537.6
20°	4556.8	4571.2	4543.6	4513.2	4532.1	4691.3	5049.2	5102.6	5349.7	4772.2	3612.3
22.5°	4825.7	4831.5	4789.5	4739.5	4725.7	4800.5	5063.0	5118.1	5509.5	4973.9	3659.3
25°	5121.6	5126.8	5074.5	5017.0	4984.2	5014.7	5176.1	5217.5	5650.2	5166.4	3686.3
27.5°	5443.9	5448.5	5383.0	5312.3	5274.4	5275.5	5362.9	5407.2	5800.1	5385.8	3708.2
30°	5784.6	5782.3	5722.0	5623.8	5575.5	5574.4	5631.8	5676.6	6017.3	5667.4	3738.0
32.5°	6167.3	6162.7	6077.0	5955.3	5900.7	5908.7	5959.9	5985.8	6286.8	5967.3	3791.5
35°	6671.2	6658.0	6528.7	6377.6	6277.0	6274.2	6317.2	6337.9	6630.4	6330.4	3880.5
37.5°	7325.0	7312.9	7137.7	6918.2	6776.9	6724.0	6775.1	6801.6	7120.5	6796.4	4023.6
40°	7969.7	7957.6	7853.6	7652.5	7434.8	7307.8	7348.0	7376.2	7732.4	7361.7	4204.0
42.5°	8414.4	8424.7	8460.9	8477.5	8273.6	8007.0	8025.4	8054.7	8375.3	7966.2	4410.3
45°	8531.6	8553.9	8758.5	9160.1	9236.6	9028.6	8836.1	8852.2	9028.6	8570.6	4616.6
47.5°	8179.4	8220.7	8615.4	9362.3	10009.3	10156.4	9792.1	9770.9	9655.4	9059.6	4763.1
50°	7379.0	7416.9	7928.3	9033.1	10243.8	11233.2	10937.8	10875.2	10205.3	9352.0	4814.8
52.5°	6220.7	6266.7	6682.1	7996.7	9801.9	11713.5	12022.6	11970.3	10608.6	9375.0	4823.4
55°	4393.1	4448.8	4888.3	6128.7	8401.7	11331.3	12406.9	12391.4	10943.5	9314.1	4841.8
57.5°	2468.9	2509.1	2983.1	3928.8	6153.5	9869.7	12005.3	12108.2	11145.8	9208.4	4869.4
60°	1096.2	1107.1	1352.5	1955.8	3602.5	7542.7	10855.6	11029.2	10972.3	9067.0	4915.9
62.5°	607.8	598.7	598.7	813.0	1565.7	4669.4	8852.2	9138.9	10231.7	8899.8	4918.2
65°	476.3	467.7	443.0	446.4	596.4	2072.4	6130.0	6639.6	8825.2	8409.7	4752.8
67.5°	403.9	396.5	371.8	362.0	370.6	683.8	3368.0	3897.2	6696.4	7135.9	4116.7
70°	341.3	336.1	323.4	311.4	289.6	337.9	1288.7	1648.4	4126.5	4747.0	2810.1
72.5°	274.6	272.4	276.9	266.6	240.2	225.2	440.7	533.8	1853.5	2118.3	1157.7
75°	236.7	235.6	237.8	227.5	197.7	156.9	224.0	244.7	522.9	518.2	234.4
77.5°	154.0	155.7	197.1	192.5	170.1	104.6	116.1	125.3	158.5	119.0	71.3
80°	98.3	97.1	100.0	159.8	152.9	79.8	58.0	60.9	76.4	58.6	34.5
82.5°	59.7	58.6	65.5	74.7	76.9	55.7	35.6	36.2	47.7	37.9	18.4
85°	5.2	6.9	39.7	36.8	26.5	17.2	17.2	18.4	25.2	22.5	10.3
87.5°	0.0	0.0	6.9	10.3	5.8	6.3	6.3	6.9	9.8	9.8	5.2
90°	0.0	0.0	0.0	0.0	0.0	0.0	0.0	0.0	0.0	0.0	0.0



REPORT NUMBER: P382965
 CATALOG NUMBER: GAN-SA3B-735-U-AFL-HSS

CANDELA DISTRIBUTION (continued):

	90°	95°	105°	115°	125°	135°	145°	155°	165°	175°	180°
0°	2979.6	2979.6	2979.6	2979.6	2979.6	2979.6	2979.6	2979.6	2979.6	2979.6	2979.6
2.5°	2982.0	2922.2	2801.5	2685.5	2587.2	2492.4	2384.4	2277.5	2227.5	2207.4	2186.7
5°	2987.1	2864.1	2615.4	2364.8	2105.2	1871.3	1671.9	1467.4	1365.2	1320.3	1299.6
7.5°	2994.0	2806.7	2404.5	1983.9	1565.7	1248.6	971.6	793.5	716.5	704.4	674.5
10°	2995.1	2737.2	2159.8	1563.3	1049.7	752.7	579.1	487.2	453.3	447.6	437.8
12.5°	2997.4	2655.0	1888.0	1157.7	699.8	503.3	418.8	388.4	379.2	378.7	378.7
15°	3004.3	2568.8	1605.9	834.3	502.8	398.7	367.7	355.7	352.2	353.9	353.3
17.5°	3004.3	2467.1	1328.9	621.7	406.2	358.6	341.3	333.2	332.1	333.8	334.4
20°	2982.5	2343.6	1075.0	483.8	360.2	332.7	317.2	309.6	306.9	308.0	308.5
22.5°	2930.3	2191.9	868.1	400.5	329.8	309.1	292.4	281.0	276.4	276.9	276.9
25°	2848.7	2012.0	679.1	346.4	305.1	283.8	264.3	251.1	248.2	247.6	248.8
27.5°	2744.1	1813.3	540.7	305.1	275.8	255.7	236.1	225.2	222.9	223.5	224.0
30°	2641.2	1607.0	426.3	270.1	243.0	224.0	209.1	204.0	204.0	205.7	206.2
32.5°	2547.0	1408.8	337.2	239.6	213.7	196.5	187.9	187.3	190.2	191.3	191.9
35°	2466.0	1225.5	279.3	216.0	190.8	175.8	172.9	175.2	178.7	181.0	181.6
37.5°	2408.5	1061.8	244.2	196.5	172.9	160.9	160.3	164.9	169.4	174.7	175.8
40°	2384.4	923.3	220.0	179.2	158.5	149.4	147.7	154.0	162.6	170.1	171.2
42.5°	2364.3	810.2	199.4	162.6	147.1	133.9	133.3	141.3	151.7	159.1	160.9
45°	2347.0	719.3	180.4	144.8	132.2	115.0	116.6	127.0	135.0	143.1	144.8
47.5°	2311.4	644.6	159.8	125.9	109.2	98.3	101.7	110.9	117.2	129.3	131.0
50°	2247.6	583.7	138.4	102.8	89.1	85.1	90.2	96.5	104.6	115.0	116.1
52.5°	2204.6	537.8	120.1	86.2	73.5	74.7	79.8	82.2	86.7	90.8	89.6
55°	2179.8	512.5	105.2	74.7	62.6	66.0	67.3	64.4	62.0	58.0	56.3
57.5°	2177.0	489.5	93.6	64.9	55.1	56.9	52.8	43.1	35.0	30.5	29.3
60°	2172.4	461.4	84.5	54.6	48.8	46.6	37.9	23.6	16.7	15.6	15.6
62.5°	2122.4	417.7	77.6	45.9	41.4	35.0	21.8	10.9	9.2	9.8	9.8
65°	1963.2	356.8	70.7	37.4	32.8	25.2	10.9	6.3	3.4	4.0	4.0
67.5°	1669.1	284.4	63.2	28.7	24.7	16.1	6.3	2.9	0.0	0.0	0.0
70°	1117.5	176.3	53.5	20.1	16.1	9.8	4.6	0.6	0.0	0.0	0.0
72.5°	428.6	95.4	43.1	12.1	10.3	6.9	2.9	0.0	0.0	0.0	0.0
75°	96.5	62.6	29.9	8.7	7.5	4.6	1.1	0.0	0.0	0.0	0.0
77.5°	36.8	45.4	17.2	5.8	5.2	2.9	0.0	0.0	0.0	0.0	0.0
80°	17.8	27.0	8.0	3.4	2.9	1.1	0.0	0.0	0.0	0.0	0.0
82.5°	9.2	10.3	3.4	1.8	1.1	0.0	0.0	0.0	0.0	0.0	0.0
85°	5.2	5.2	1.8	1.1	0.0	0.0	0.0	0.0	0.0	0.0	0.0
87.5°	2.9	1.8	0.6	0.6	0.0	0.0	0.0	0.0	0.0	0.0	0.0
90°	0.0	0.0	0.0	0.0	0.0	0.0	0.0	0.0	0.0	0.0	0.0

(END OF REPORT)